

REDC

 **Lero**
THE IRISH SOFTWARE
RESEARCH CENTRE

A World
Leading SFI
Research
Centre

Science
Foundation
Ireland **sfi**
For what's next



Lero RED Line 2020

Date: October 2020
Job Reference: 470920

HOST INSTITUTION



**UNIVERSITY OF
LIMERICK**
OLLSCOIL LUIMNIGH

PARTNER INSTITUTIONS

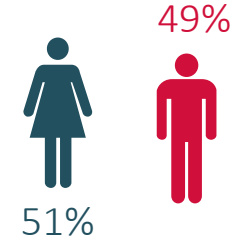
 NUI Galway O'Gallimh	 Maynooth University National University of Ireland Maynooth	 Trinity College Dublin Coláiste na Tríonóide, Baile Átha Cliath The University of Dublin	 UCD University College Dublin An Coláiste Ollscoile, Baile Átha Cliath	 UCC University College Cork, Ireland Coláiste na hOllscoile Corcaigh	
 TRALEE	 DCU	 Waterford Institute of Technology Waterford Institute of Technology	 DUNDALK INSTITUTE OF TECHNOLOGY Dhún Dealgán	 CIT CORK INSTITUTE OF TECHNOLOGY Waterford Technological Centre	 LIT

RED Line Methodology

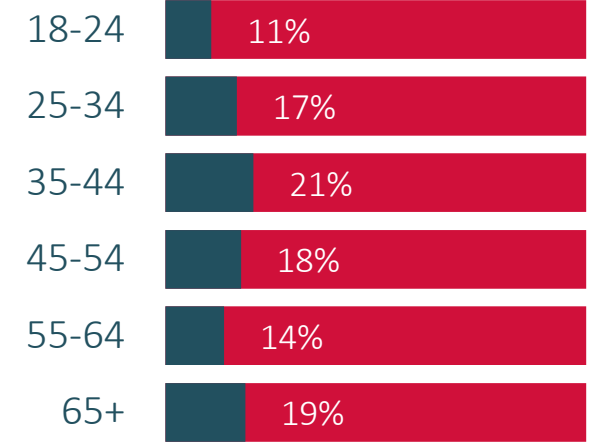
- Online research was conducted with 1,001 ROI adults aged 18+.
- Respondents were recruited using RED C Live, RED C's own online panel of over 40,000 members
- Quota controls were used to ensure a nationally representative sample of ROI adults aged 18+, with interlocking quotas to provide extra confidence in sample profile
- Data was weighted across Gender, age, region and social class so as to ensure a nationally representative sample based on latest CSO projections
- Fieldwork for this research took place from 8th – 13th October 2020
- Weighted to be representative of all adults aged 18+ using the latest CSO census data on the following demographics



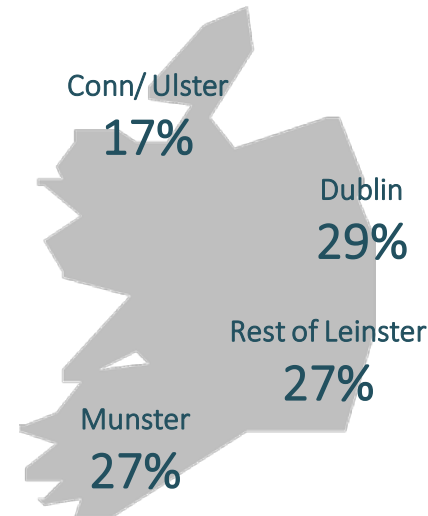
Gender



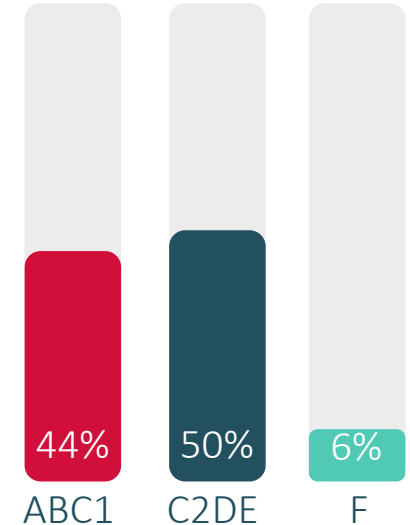
Age



Region



Social Class





Online voting National ID card

Opinions on E-Voting remain largely in line with 2018



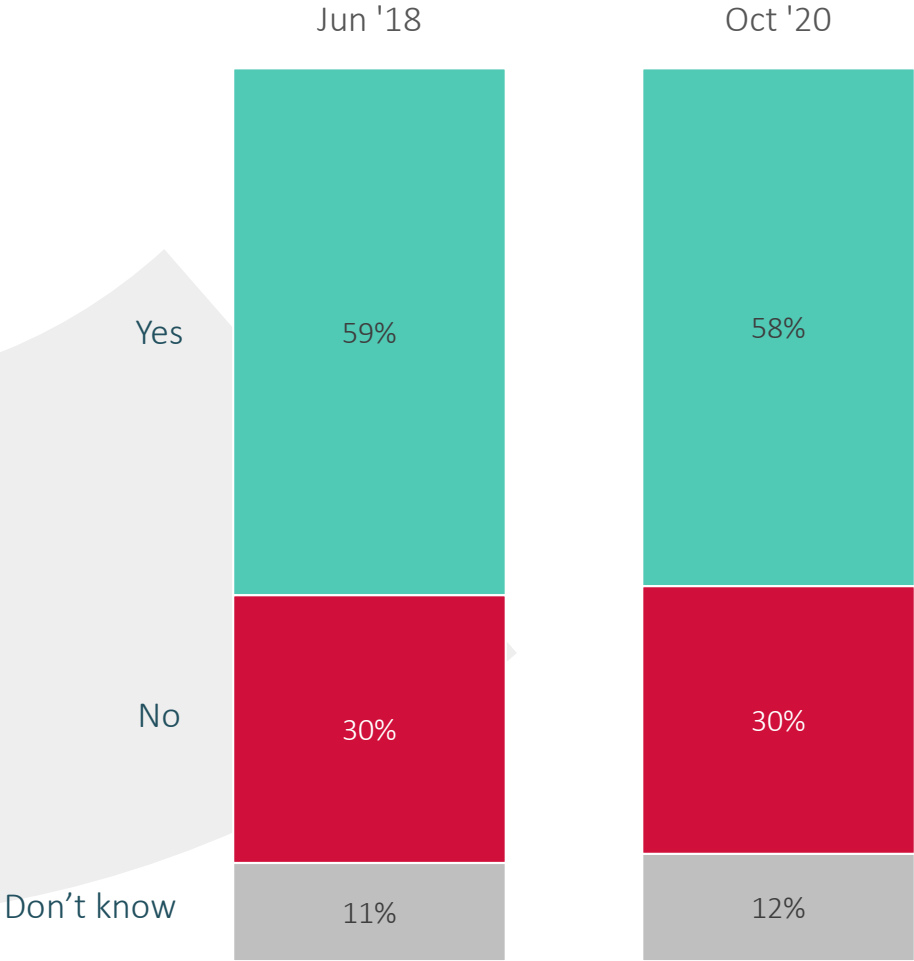
Nearly 3 in 5 (58%) are in favour of electronic voting, growing to almost 3 in 4 (64%) among those aged 25-34 years old.

Are You In Favour of Electronic Voting from Home on Elections & Referendums?



Electronic voting from home on elections & referendums

Yes: Higher Among (Jun'18)	
45-54 year olds	65%
Males	62%



Yes: Higher Among (Oct'20)	
25-34 year olds	64%

Decline in support for a National Identity Card vs. 2018



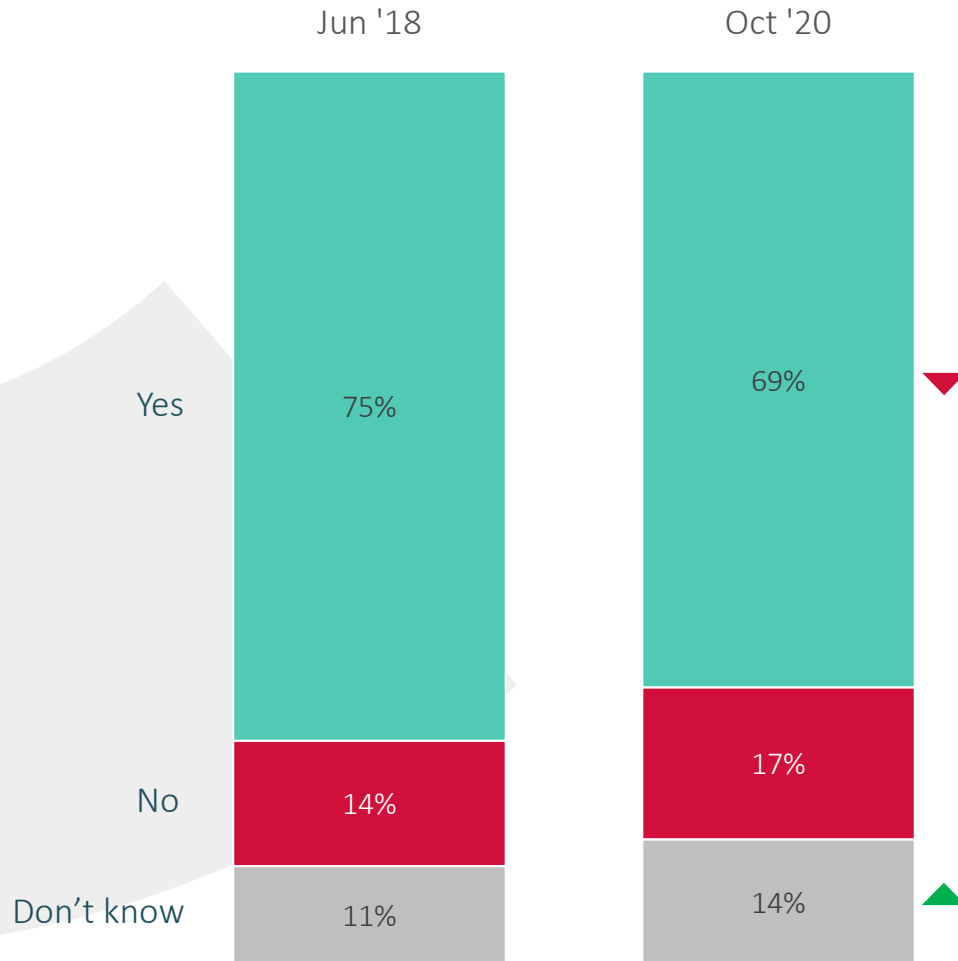
Almost 7 in 10 (69%) are now in favour of a National Identity Card, with support strongest among 65+ year olds.

Are You In Favour of a National Identity Card?



National Identity Card

Yes: Higher Among (Jun'18)	
65+ year olds	86%
Retired	84%



Yes: Higher Among (Oct'20)	
65+ year olds	78%

▲ ▼ Indicates higher / lower significant difference vs. Jun'18

(Q.1)
(Base: All Adults Aged 18+; n=1,001)

RESEARCH
EVALUATION
DIRECTION
CLARITY



FUNDED BY:



See More, Clearly

REDC